




PHM330 Differential Pressure Transmitter

www.eyc-tech.com

eyc-tech PHM330
Differential Pressure Transmitter



Match with
eyc-tech AFMT Average Flow Measuring Tube
(Pitot tube)

| Features |

- Uses hot-wire type differential pressure sensor
- High sensitivity at low differential pressure, low zero-point drift, minimum measurable value as low as 1 Pa
- Pressure resistance up to 1 bar, differential pressure measurement range of $\pm 50 \dots \pm 1500$ Pa
- Aluminum alloy housing, IP65 protection rating
- Includes square root function for converting into air velocity and airflow, and simultaneous display on the screen
- Provides analog output with RS-485 communication function
- DIP switch to adjust range and square root function

| Introduction |

The eyc-tech PHM330 differential pressure transmitter, equipped with an aluminum alloy housing, is less affected by the external environment, ensuring stable and reliable airflow measurement. Its sensing element is a hot-wire type sensor, providing excellent zero-point stability and the ability to detect low differential pressures, allowing for precise measurements at low air velocities.

| Applications |

Exhaust air treatment / Differential pressure monitoring / Airflow monitoring / Water treatment /
Air handling unit flow

| Specification |

Measurement

Measuring element	Hot-wire type diff. pressure sensor, flow-through
Measuring range	$\pm 50 \dots \pm 1500 \text{ pa}$

Output

Output	4 ... 20 mA / 0 ... 10 V / RS-485
Signal connection	3-wire
Load resistance	Current output : $\leq 500 \Omega$ Voltage output : $\geq 10 \text{ K}\Omega$
Response time	$t_{63} \leq 2 \text{ ms}$
Display type	LCD Module with back light, double line character
Display range	V=Air velocity (at 25°C) Q=Air quantity (with eyc-tech AFMT)
Digit height	5.56 mm

Accuracy

Accuracy	$\pm 1.0\% \text{ F.S. } \pm 4\% \text{ M.V}$
Temperature influence	1% m.v. per 10°C

Environment

Measuring medium	Air
Operating temperature	-20 ... +80°C (Non-display) 0 ... +50°C (Display)
Operating humidity	0 ... 95%RH (Non-condensing)
Storage temperature	-20 ... +80°C

Electrical

Power supply	DC 24 V $\pm 10\%$ & AC 24 V $\pm 10\%$
Current consumption	DC 24 V : $\leq 45 \text{ mA(Display) } / \leq 40 \text{ mA(Non-display)}$ AC 24 V : $\leq 95 \text{ mA(Display) } / \leq 90 \text{ mA(Non-display)}$
Overvoltage protection	$\leq \text{DC } 40 \text{ V}$
Electrical connection	M12 connector <i>*with 2 m cable</i>

Installation

Installation	Wall type
--------------	-----------

Protection

IP rating	IP65
Electrical protection	■ Over-voltage ■ Reverse polarity ■ Short circuit
Pressure resistance	1 bar
Burst pressure	3 bar

Certification

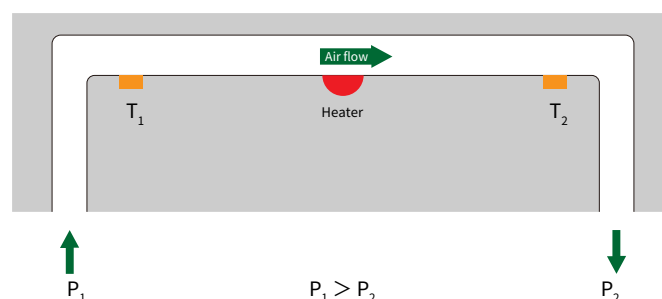
Certification	CE
---------------	----

Material

Housing	Aluminum alloy
Weight	Display : 497 g / Non-display : 478 g

| Hot-wire Type Differential Pressure Principle |

Hot-wire type differential pressure measurement technology calculates the pressure difference by measuring the air flow rate. When there is a pressure difference between two measurement points, air flows from the high-pressure side to the low-pressure side through a channel inside the transmitter. The channel contains a heating element and two temperature sensors. By comparing the heating and temperature changes, the air flow rate can be precisely measured, which in turn allows the calculation of the pressure difference. This technology can detect extremely low air flow rates, making it possible to precisely measure small pressure differences. Additionally, hot-wire type measurement technology has the characteristic of low zero-point drift, meaning the transmitter can maintain a stable initial zero point even after prolonged use, ensuring measurement precision and reliability.



| with the eyc-tech Pitot Tube Principle |

eyc-tech PHM330 Differential Pressure Transmitter is built on the structure of thermal mass flow measurement, with eyc-tech AFMT Average Flow Measuring Tube(Pitot tube), based on the flow continuity formula (the law of conservation of mass) and the Bernoulli formula (the law of conservation of energy), the wind speed calculation formula is deduced to achieve an effective and accurate measurement.

■ Flow rate formula

$$V = K \sqrt{\frac{2}{\rho} \Delta P}$$

■ Flow formula

$$q_v = K \varepsilon A \sqrt{\frac{2}{\rho} \Delta P}$$

$$q_m = q_v \times \rho$$

V = Velocity of the liquid(m/s)

ΔP = Difference between total pressure and static pressure
(Dynamic pressure)(Pa)

ρ = Flow density(kg/m³)

K = Flow coefficient


q_v = Volume flow of liquid(m³/s)

q_m = Mass flow of liquid(kg/s)


K = Flow coefficient of average flow measuring

ε = Inflation coefficient of liquid going thru measuring tube during operation

A = Cross-sectional area of duct during operation(m²)



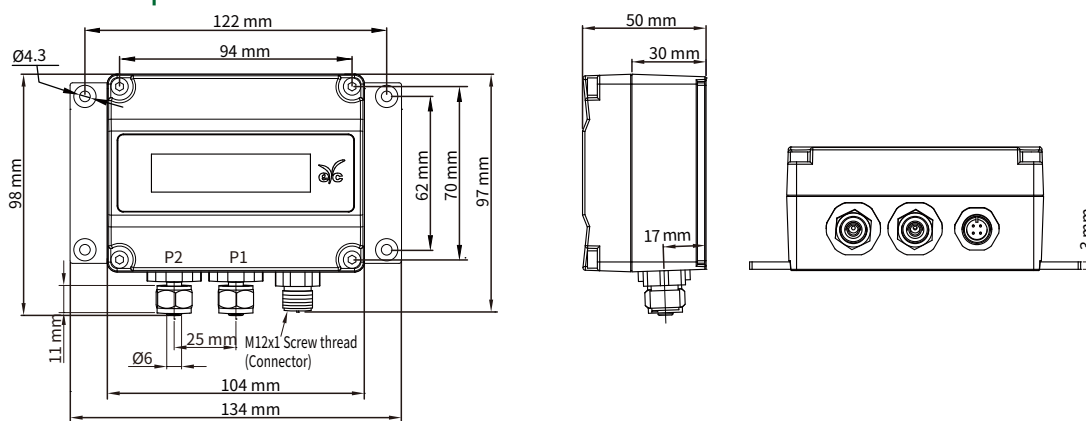
Note : The opening direction of holes on probe should be parallel to flow direction



| Pressure Unit Conversion Table |

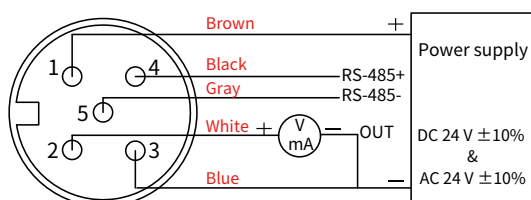
Unit	Pa	mbar	hPa	kPa	mmWS	inH ₂ O	mmHg
Range	±50 / 100	0.5 / 1	0.5 / 1	0.05 / 0.1	5 / 10	0.2 / 0.4	0.375 / 0.75
	±300 / 500	3 / 5	3 / 5	0.3 / 0.5	30 / 50	1.2 / 2	2.25 / 3.75
	±1000 / 1500	10 / 15	10 / 15	1 / 1.5	100 / 150	4 / 6	7.5 / 11.25

Dimension



※P1 / P2 : Connected to Ø6 PVC / PTFE compressed air pipe

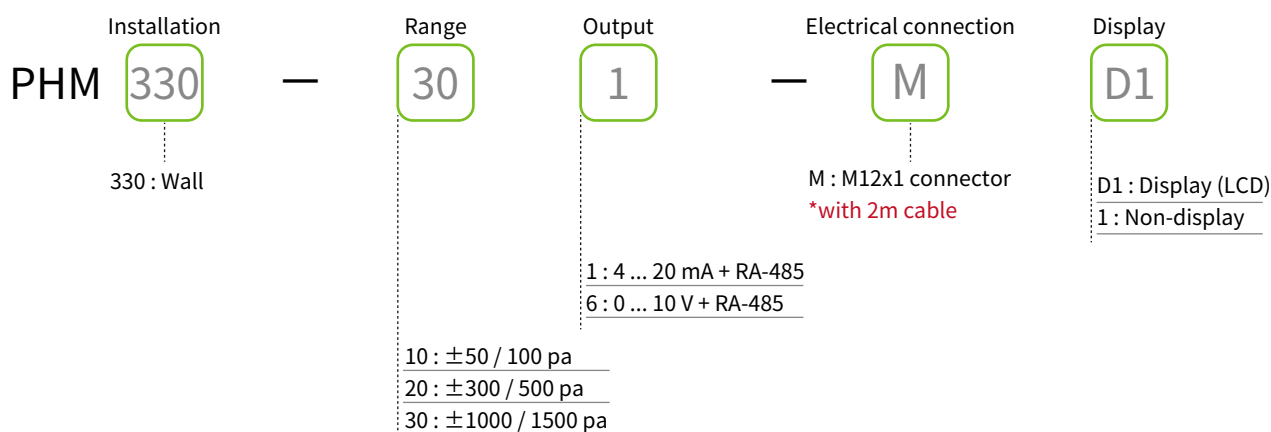
Connection Diagram



5P M12 Connector+RS-485

*Please make sure the product and the device which connect with RS-485 are on common ground, avoid damaged product.

Ordering Guide



*Recommended best-selling

Product ordering number	Product Specifications
PHM330-201-M1	±1000 / 1500 pa, 4 ... 20 mA + RS-485, M12

Additional Option Test Report

For more detailed information please contact us.

ISO 9001

Project	Measurand level or range
Pressure	Differential pressure : 0 ... 500 Pa / 0 ... 1000 Pa / 0 ... 10000 Pa